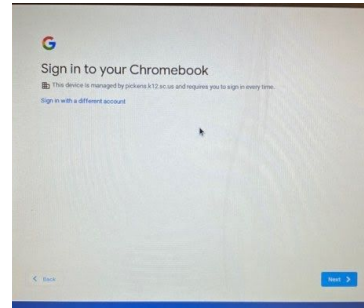


Quick Card Home Use

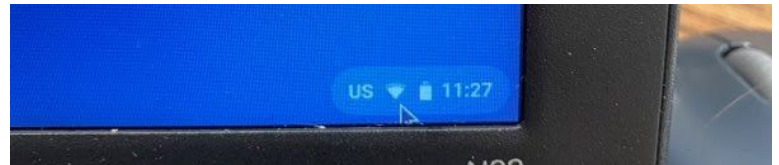
In order to use the Quick Cards at home, you **MUST** connect to the internet source first **BEFORE** you attempt to scan in.

Step 1. Power on the device.

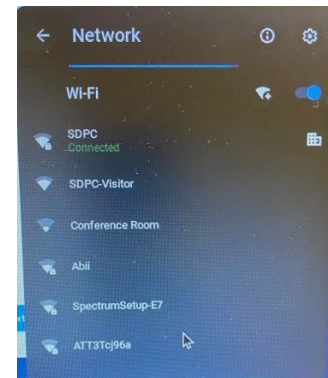
Step 2. Click Next



Step 3. Click on the Wireless Symbol on bottom right of the device.



Step 4. Select your source for the internet.



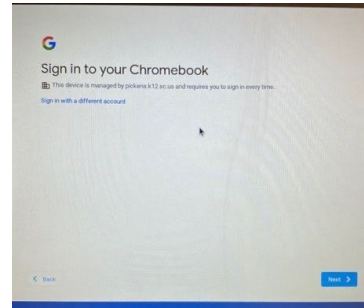
You are now ready to scan your quick card!

Quick Card Home Use

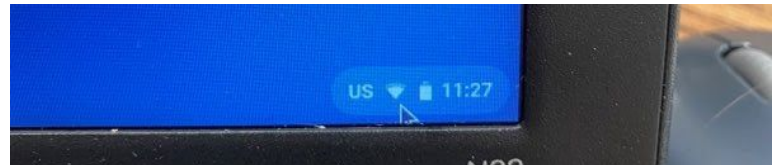
In order to use the Quick Cards at home, you **MUST** connect to the internet source first **BEFORE** you attempt to scan in.

Step 1. Power on the device.

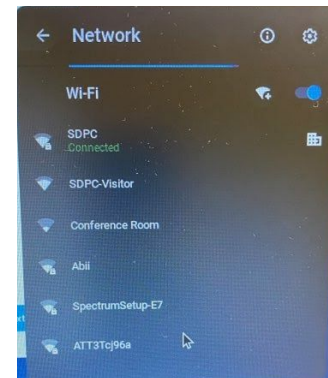
Step 2. Click Next



Step 3. Click on the Wireless Symbol on bottom right of the device.



Step 4. Select your source for the internet.



You are now ready to scan your quick card!